










# SkyChart V3 Facilities Memento











## Solar System









Object	Operation	Menu	Tool bar	Keyboard/Mouse
Solar System	Display	<ul style="list-style-type: none"> <li>✓ Chart ⇒ Show Objects ⇒ <a href="#">Show planets</a></li> <li><a href="#">Show comets</a></li> <li><a href="#">Show asteroids</a></li> <li>✓ Setup ⇒ Configure the program ⇒ Chart, coordinates</li> <li>⇒ <a href="#">Object list</a></li> </ul>	 (Object bar)	
	Appearance	<ul style="list-style-type: none"> <li>✓ Setup ⇒ Configure the program ⇒ <a href="#">Solar system</a> (textures file)</li> <li>⇒ <a href="#">Planet</a> (appearance, xplanet, GRS longitude)</li> <li>✓ Setup ⇒ Configure the program ⇒ Display</li> <li>⇒ <a href="#">Display colour</a> (Comets, Asteroids, orbits)</li> </ul>	Object bar 	
	Manage comets	<ul style="list-style-type: none"> <li>✓ Setup ⇒ Configure the program ⇒ Solar system</li> <li>⇒ <a href="#">Comet</a> (orbital elements download, manage)</li> </ul>		
	Manage asteroids	<ul style="list-style-type: none"> <li>✓ Setup ⇒ Configure the program ⇒ Solar system</li> <li>⇒ <a href="#">Asteroid</a> (orbital elements download, manage)</li> </ul>		
	Show ephemeris, solar and lunar eclipses	<ul style="list-style-type: none"> <li>✓ File ⇒ <a href="#">Calendar</a></li> </ul>	Main bar 	
	Orbit simulation	<ul style="list-style-type: none"> <li>✓ Setup ⇒ Configure the program ⇒ Date, hour</li> <li>⇒ <a href="#">Time simulation</a></li> </ul>		
	Twilight simulation	<ul style="list-style-type: none"> <li>✓ Setup &gt; Color &gt; <a href="#">Sky colour</a></li> </ul>	Object bar 	

## Deep Sky

Object	Operation	Menu	Tool bar	Keyboard/Mouse
Stars and Deep Sky objects	Display	<ul style="list-style-type: none"> <li>✓ Chart ⇒ <a href="#">Show Objects</a> <ul style="list-style-type: none"> <li>⇒ Show Stars</li> <li>⇒ Show Deep Sky Objects</li> <li>⇒ Show Lines (nebulae outlines)</li> </ul> </li> <li>✓ Setup ⇒ Configure the program ⇒ Chart, coordinates                             <ul style="list-style-type: none"> <li>⇒ <a href="#">Objects list</a></li> </ul> </li> </ul>	 (Object bar)	
	Filter objects	<ul style="list-style-type: none"> <li>✓ Setup ⇒ Configure the program ⇒ Chart, coordinates                             <ul style="list-style-type: none"> <li>⇒ <a href="#">Objects filter</a></li> </ul> </li> </ul>	Main bar 	
	Appearance	<ul style="list-style-type: none"> <li>✓ Setup ⇒ <a href="#">Display Mode</a></li> <li>✓ Setup ⇒ Configure the program                             <ul style="list-style-type: none"> <li>⇒ <a href="#">Display</a> (drawing, stars appearance)                                     <ul style="list-style-type: none"> <li>⇒ <a href="#">Display colour</a></li> <li>⇒ <a href="#">Deep Sky objects colour</a></li> </ul> </li> </ul> </li> </ul>	Object bar 	
	Chose Catalogs	<ul style="list-style-type: none"> <li>✓ Setup ⇒ Catalog ⇒ <a href="#">CdC Stars</a></li> <li style="padding-left: 40px;">⇒ <a href="#">CdC Nebulae</a></li> </ul>		
	Show stars proper motion	<ul style="list-style-type: none"> <li>✓ Setup ⇒ <a href="#">Lines</a></li> </ul>		
	Pictures	<ul style="list-style-type: none"> <li>✓ Setup ⇒ Pictures ⇒ <a href="#">Object</a> (database building)</li> <li>✓ Chart ⇒ Show Objects ⇒ <a href="#">Show pictures</a> (display)</li> </ul>	Object bar 	
	DSS/RealSky	Download Display <ul style="list-style-type: none"> <li>✓ Setup ⇒ Configure the program ⇒ <a href="#">Pictures DSS/RealSky</a></li> </ul>	 (Object bar)	

# Chart

Object	Operation	Menu	Tool bar	Keyboard/Mouse
Chart	Specify observation location	✓ Setup ⇒ <a href="#">Observatory</a> (location, horizon)	Left bar 	
	Specify observation hour	✓ Setup ⇒ <a href="#">Date/Time</a>	Left bar  Main bar 	
	Aim	✓ Chart ⇒ <a href="#">View horizon</a>	Main bar  Right bar (bottom)	
	Show marks	✓ Chart ⇒ <a href="#">Chart coordinates system</a> ✓ Chart ⇒ <a href="#">Lines/Grids</a> ✓ Setup ⇒ Configure the program ⇒ Chart ⇒ <a href="#">Grid spacing</a> ✓ Setup ⇒ Configure the program ⇒ Display ⇒ <a href="#">Lines</a> ✓ Chart ⇒ Below the horizon	Object bar  Left bar <a href="#">EQ</a> <a href="#">AZ</a> <a href="#">Ec</a> <a href="#">GI</a> 	
	Direct and move the chart	✓ Chart ⇒ <a href="#">Transformation</a> Vertical and horizontal scrollbars	Right bar <a href="#">N</a> <a href="#">E</a> <a href="#">S</a> <a href="#">W</a> <a href="#">Z</a> Left bar 	Letters : N E S W Z
	Enlarge, reduce	✓ View ⇒ <a href="#">Zoom in</a> ⇒ <a href="#">Zoom out</a> ✓ Chart ⇒ <a href="#">Field of Vision</a>	Main bar  Right bar (top)	Scroll wheel
	Night vision	✓ View ⇒ <a href="#">Night vision</a>	Main bar 	
	Show labels, objects informations	✓ Chart ⇒ <a href="#">Show labels</a> ✓ Setup ⇒ Configure the program ⇒ Display ⇒ <a href="#">Labels</a>	Object bar 	Left click on object

Object	Operation	Menu	Tool bar	Keyboard/Mouse
Chart (cont.)	Search Object		Main Bar 	
	Show finder circle (eyepiece) and finder rectangle (CCD) Define Finders	✓ Chart ⇒ Lines/Grids ⇒ <a href="#">Show mark</a> ✓ Setup ⇒ Configure the program ⇒ Display ⇒ <a href="#">finder circle</a> (eyepiece) ⇒ <a href="#">finder rectangle</a> (CCD)	Object bar 	
	Lock Chart	✓ <a href="#">Pop-up menu</a> ⇒ Lock on .../ Unlock Chart	Object bar 	
	Multiple Charts	✓ File ⇒ <a href="#">New chart</a> (create) ✓ <a href="#">Window</a> (dispose)	Main bar   Object bar  (Link)	
	Objects List		Main bar 	
	Detailed Information	✓ <a href="#">Pop-up menu</a> ⇒ About ...		
	Save, restore	✓ File ⇒ <a href="#">Save as ...</a> (SkyChart format) ⇒ <a href="#">Save Image ...</a> (convert to PNG) ⇒ <a href="#">Open</a> (SkyChart format)	Main bar (Main bar) 	
	Print	✓ File ⇒ <a href="#">Print</a> (print, postscript, convert to bitmap) ⇒ <a href="#">Printer setup</a> (configure)	Main bar 